



AMAZING AMPHIBIANS

**Welcome to a world of amazing
amphibians!**

**To get started, print the next 3 pages
of this document.**

**First you will have fun playing some
Amazing Amphibians Bingo!**

You can play this game one of two ways:

1) Play with the dice

Cut out and assemble the dice on page 4. Each player takes turns rolling the dice. On whichever square it lands on, players must say the fact on their card and cross it off. Keep playing until a straight line is achieved.

2) Play based on knowledge

If your players are small herpetologists (scientists that study amphibians), then have them cross off what they already know. Have them share the facts they did not know and move on to the next activities.



**NIAGARA PENINSULA
CONSERVATION
AUTHORITY**



AMAZING AMPHIBIAN BINGO

	B	I	N	G	O
1	AMPHIBIANS HAVE A BACKBONE	FROGS ARE AMPHIBIANS	THEY LIVE NEAR MOIST PLACES TO KEEP THEIR BODIES FROM DRYING OUT	SALAMANDERS ARE AMPHIBIANS	AMPHIBIANS DRINK WATER THROUGH THEIR SKIN
2	NEWTS ARE AMPHIBIANS	AMPHIBIANS ARE COLD-BLOODED	SOME LIVE IN VERNAL POOLS THAT ARE PONDS THAT ONLY EXIST IN THE SPRING	AMPHIBIANS HAVE GILLS FOR AT LEAST PART OF THEIR LIVES	THEY OFTEN LIVE IN PONDS
3	BABY AMPHIBIANS DON'T LOOK LIKE THEIR PARENTS	4 ENDANGERED SPECIES OF AMPHIBIANS LIVE IN NIAGARA	FREE	OILS FROM YOUR HANDS CAN HURT AMPHIBIANS IF YOU TOUCH THEIR SKIN	AMPHIBIANS EAT ANYTHING THEY CAN FIT IN THEIR MOUTHS
4	ONLY ONE SPECIES OF FROG IN THE WORLD IS VEGETARIAN	AMPHIBIANS GO THROUGH METAMORPHOSIS	THERE ARE 7 SPECIES OF AMPHIBIANS THAT ARE ENDANGERED IN ONTARIO	AMPHIBIANS SPEND PART OF THEIR LIFE IN WATER AND ON LAND	MUDPUPPIES ARE AMPHIBIANS
5	AMPHIBIANS HATCH FROM EGGS	CAECILLIANS ARE AMPHIBIANS	AMPHIBIANS BREATHE THROUGH THEIR SKIN	TOADS ARE AMPHIBIANS	AMPHIBIANS DO NOT HAVE SCALES, HAIR OR FUR

If you get a horizontal line, go to Activity 1

If you get a vertical line, go to Activity 2

If you get a diagonal, do to Activity 3



NIAGARA PENINSULA
CONSERVATION
AUTHORITY



AMAZING AMPHIBIAN BINGO

	B	I	N	G	O
1	AMPHIBIANS EAT ANYTHING THEY CAN FIT IN THEIR MOUTHS	THEY OFTEN LIVE IN PONDS	AMPHIBIANS DRINK WATER THROUGH THEIR SKIN	CAECILLIANS ARE AMPHIBIANS	THEY LIVE NEAR MOIST PLACES TO KEEP THEIR BODIES FROM DRYING OUT
2	AMPHIBIANS SPEND PART OF THEIR LIFE IN WATER AND ON LAND	THERE ARE 7 SPECIES OF AMPHIBIANS THAT ARE ENDANGERED IN ONTARIO	SOME LIVE IN VERNAL POOLS THAT ARE PONDS THAT ONLY EXIST IN THE SPRING	AMPHIBIANS GO THROUGH METAMORPHOS IS	FROGS ARE AMPHIBIANS
3	AMPHIBIANS DO NOT HAVE SCALES, HAIR OR FUR	OILS FROM YOUR HANDS CAN HURT AMPHIBIANS IF YOU TOUCH THEIR SKIN	FREE	4 ENDANGERED SPECIES OF AMPHIBIANS LIVE IN NIAGARA	AMPHIBIANS HAVE A BACKBONE
4	TOADS ARE AMPHIBIANS	AMPHIBIANS HAVE GILLS FOR AT LEAST PART OF THEIR LIVES	AMPHIBIANS ARE COLD- BLOODED	NEWTs ARE AMPHIBIANS	MUDPUPIES ARE AMPHIBIANS
5	AMPHIBIANS BREATHE THROUGH THEIR SKIN	SALAMANDERS ARE AMPHIBIANS	AMPHIBIANS HATCH FROM EGGS	ONLY ONE SPECIES OF FROG IN THE WORLD IS VEGETARIAN	BABY AMPHIBIANS DON'T LOOK LIKE THEIR PARENTS

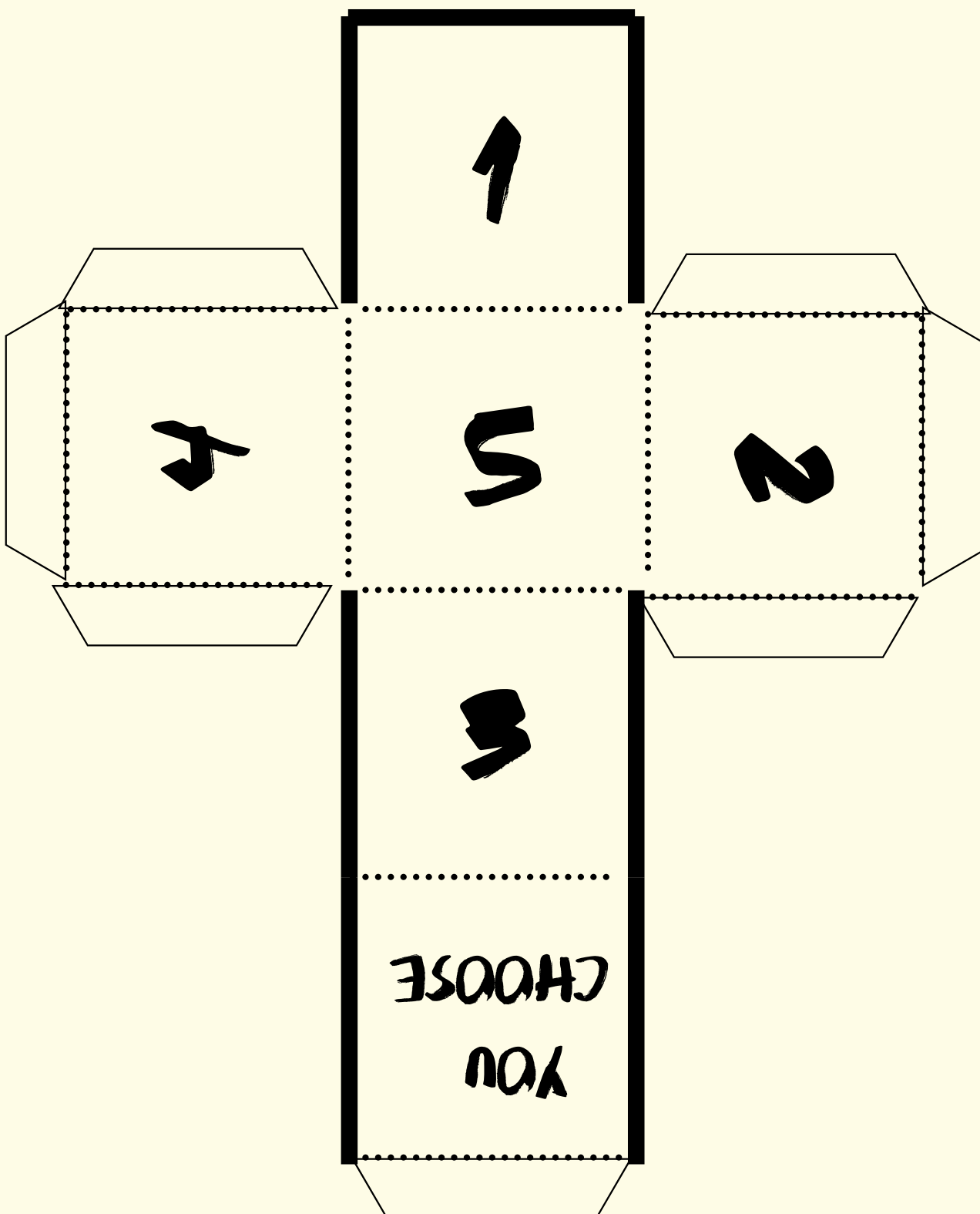
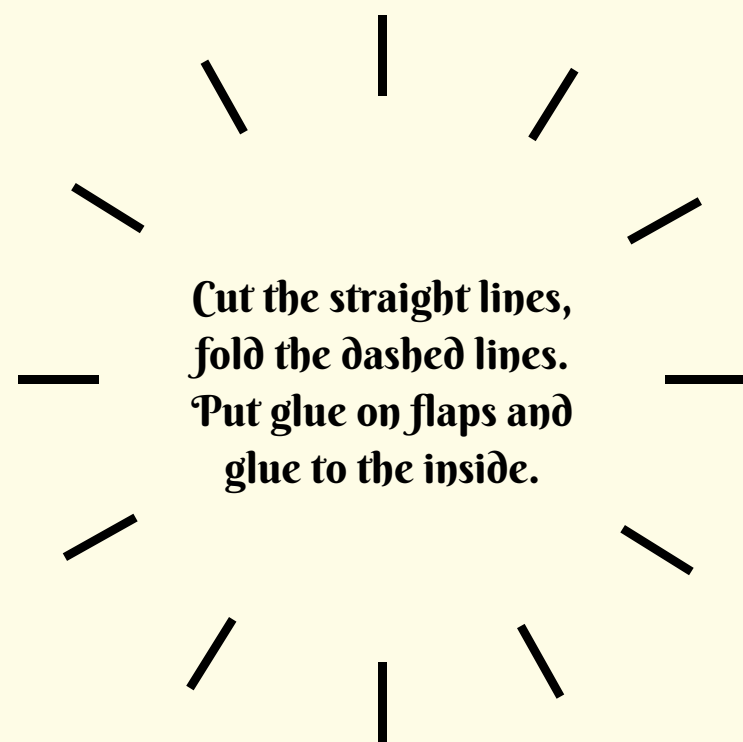
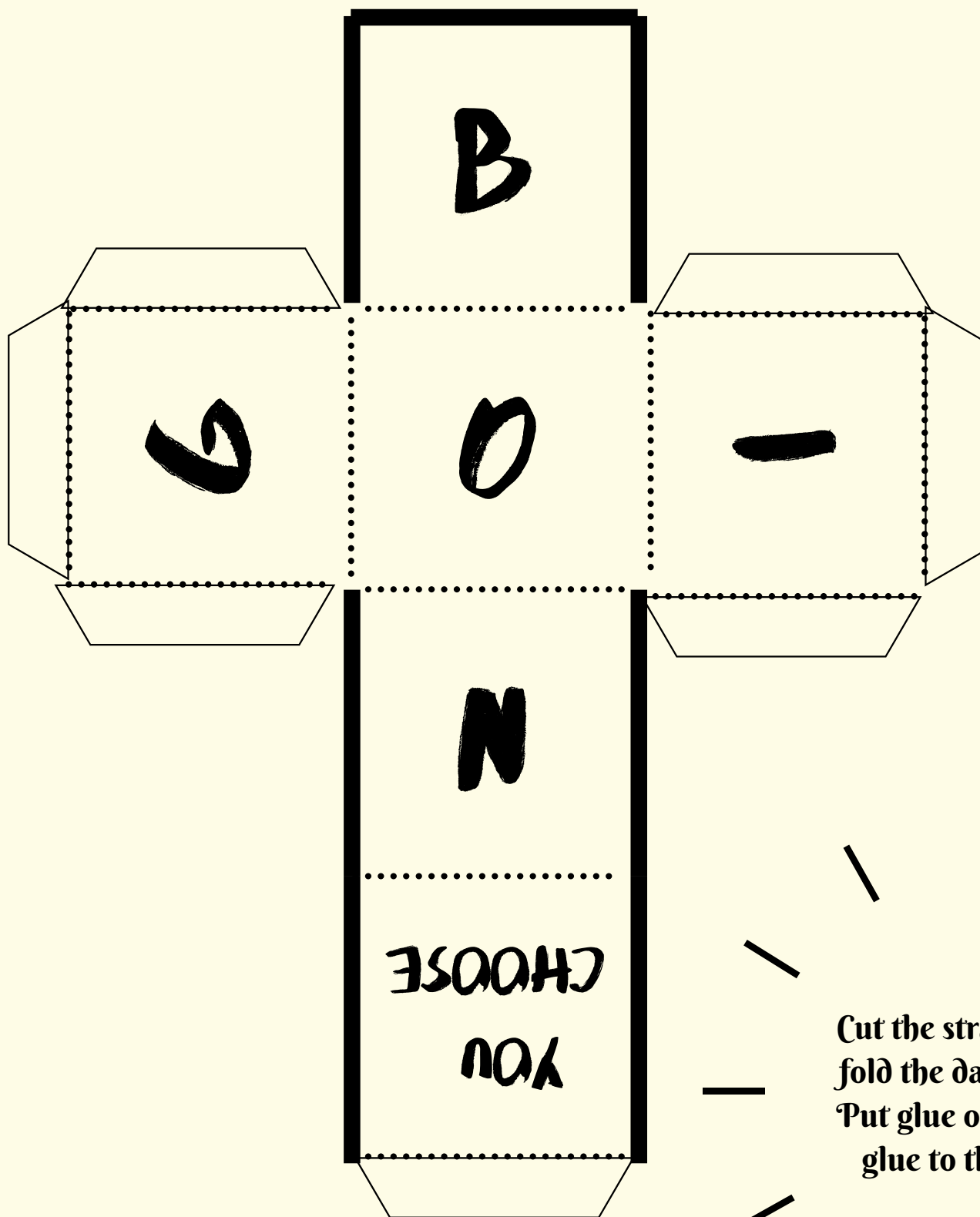
If you get a horizontal line, go to Activity 1

If you get a vertical line, go to Activity 2

If you get a diagonal, do to Activity 3



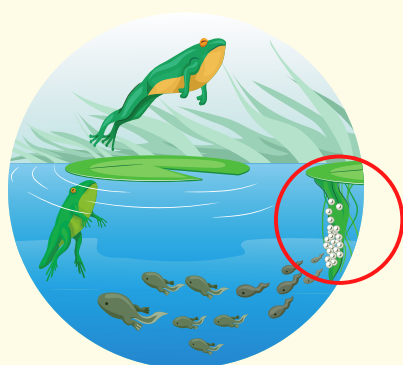
NIAGARA PENINSULA
CONSERVATION
AUTHORITY





Activity 1


AMPHIBIAN CHARADES



1 YOU ARE EGGS

To help you act it out, think about:

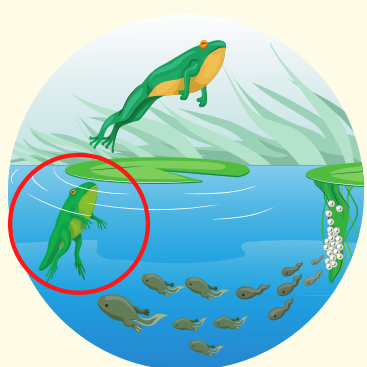
- What do you look like?
- Where do you live?
- How do you move?
- What happens to you?
- What do you eat?



2 YOU ARE A TADPOLE

To help you act it out, think about:

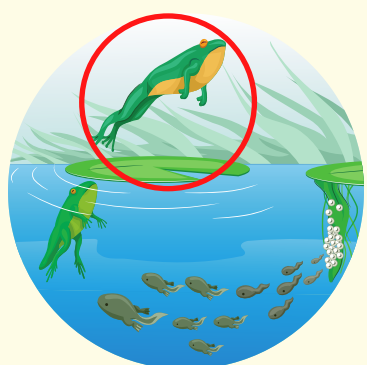
- What do you look like?
- Where do you live?
- How do you move?
- What happens to you?
- What do you eat?



3 YOU ARE A FROGLET

To help you act it out, think about:

- What do you look like?
- Where do you live?
- How do you move?
- What happens to you?
- What do you eat?



4 YOU ARE A FROG


To help you act it out, think about:

- What do you look like?
- Where do you live?
- How do you move?
- What happens to you?
- What do you eat?

Cut out the four boxes. Fold them in half and put them in a hat. Each person takes turns acting out their part of a frog's life cycle. Once all parts have been guessed correctly. Put yourselves in order from beginning of the life cycle to the end



Activity 2




AMPHIBIAN SKIN


MATERIALS

- 2 eggs
- Pot or saucepan
- Water
- Food colouring


STEP 1- REMOVE SHELL FROM ONE OF THE EGGS. PLACE BOTH EGGS IN A GLASS JAR OR BOWL



STEP 2- ADD FOOD COLOURING TO BOTH EGGS. LET EGGS SIT FOR 2 HOURS



MAKE SURE A PARENT OR GUARDIAN HELPS WITH THIS!



STEP 1- HARD BOIL EGGS

1. Put eggs in water and cover with water so that there is about an inch of water above the eggs
2. Bring water to a boil and let eggs sit for 10-12 minutes
3. Drain water and let eggs cool completely

HYPOTHESIS!

You will be adding food colouring to both eggs, what do you think will happen to:

The egg with the shell?

The egg without the shell?

SO WHAT HAPPENED?

The egg without the shell is like the skin of an amphibian. It absorbs whatever is in the water around it. That means that any pollution in the water will also be absorbed into its skin. The egg with the shell is like other animals, with scales or fur. It protects them from the environment around them.



NIAGARA PENINSULA
CONSERVATION
AUTHORITY

Activity 3



TOAD ABODE

Amphibians live in many different environments. Some amphibians like frogs live near ponds. Some like salamanders live under large rocks and logs. You are going to make a small habitat to attract toads to your backyard!

MATERIALS

- Plastic bottle
- Scissors
- Hot glue
- Natural Material (rocks, grass, leaves, moss, etc...)



1. Cut your plastic bottle in half.
2. Use the bottom half of the bottle and flip it upside down.
3. Cut a little door in the bottle
4. Glue your natural material all over the outside of the pot.
5. Place it in a spot in your backyard where it blends in with the environment.

WHY DO YOU THINK THIS IS A GOOD HABITAT FOR TOADS?